


TOGGLER® Specialty Anchors

TOGGLER®
HIGH-PERFORMANCE ANCHORS™



TH® Hook Anchor

- Hang paintings, prints, mirrors, etc. quickly, easily and securely
- Specially-designed, built-in hook holds the weight of the application on the screw, not below it
 - Provides maximum holding and prevents pull-out

TBS1 Shelving Anchor

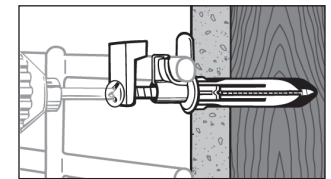
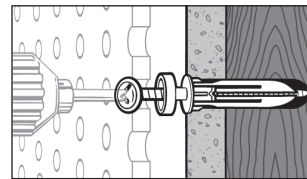
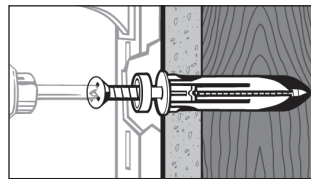
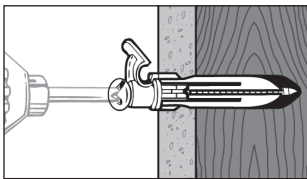
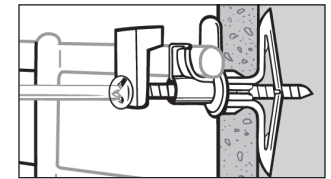
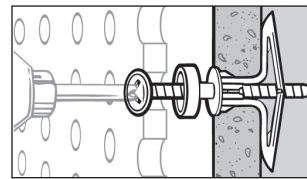

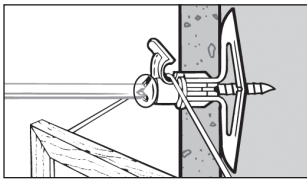
- No more fumbling with shelving standards
- Built-in spacer prevents the anchor from being jacked out of the wall during installation
- Can be used on warm or wet walls when ventilation is needed behind the installed object

TBS2 Pegboard Anchor

- Built-in spacer holds the pegboard the proper distance from the wall to allow peg hooks to work
- Eliminates need for furring strips, saving time and money
- Allows full use of the pegboard space

TBW Wire Shelf Anchor

- Includes a locking retainer clip so shelves don't tip, even with uneven loads
- Ideal for use with shelving systems like ClosetMaid®
- Perfect for closet systems and kitchen, garage or workshop shelves



All TOGGLER specialty anchors hold securely, even if you hit a solid area like a stud, or in concrete, brick or stone.

Order Information

Catalog No.	Description	Grip Range/ Wall Depth	Drill Dia.	Recommended Screw	Included Screw Size*	Box / Bag (pcs.)	Inner Carton (pcs.)	Master Carton (pcs.)
11022	TBS2 Pegboard Anchors	3/8" - 1/2"	5/16"	#8 x 1-3/4"	no screws	50	500	2500
50200	TBS2 Pegboard Anchors	3/8" - 1/2"	5/16"	#8 x 1-3/4"	9 #8 x 1-3/4 screws	9	90	1800
11023	TBS1 Shelving Anchors	3/8" - 1/2"	5/16"	#7 x 1-3/4" flat head	no screws	50	500	2500
11024	TBW Wire Shelf Anchors	3/8" - 1/2"	5/16"	#8 x 1-3/4"	no screws	50	500	2500
50250	TBW Wire Shelf Anchors	3/8" - 1/2"	5/16"	#8 x 1-3/4"	5 #8 screws, 5 retainers	5	50	1000
11012	TH Picture Hook Anchors	3/8" - 1/2"	5/16"	#6-14 sheet metal	no screws	100	1000	5000
50225	TH Picture Hook Anchors	3/8" - 1/2"	5/16"	#6-14 sheet metal	5 #8 x 1-1/2 screws	5	50	1000

* Included in bags only.

NOTES:

- Industry safety standards recommend 1/4 of ultimate test load. See MPC technical bulletins for full results of tests and for safety factors that should be applied when evaluating an application, as well as for proper screw sizes and lengths.
- Holding strength for a TOGGLER anchor varies directly with the strength of the wall material, the screw size and the extent of the screw engagement, and inversely with variations in hole diameter and the distance of the load from the wall.